

Katalog

Februar 2014

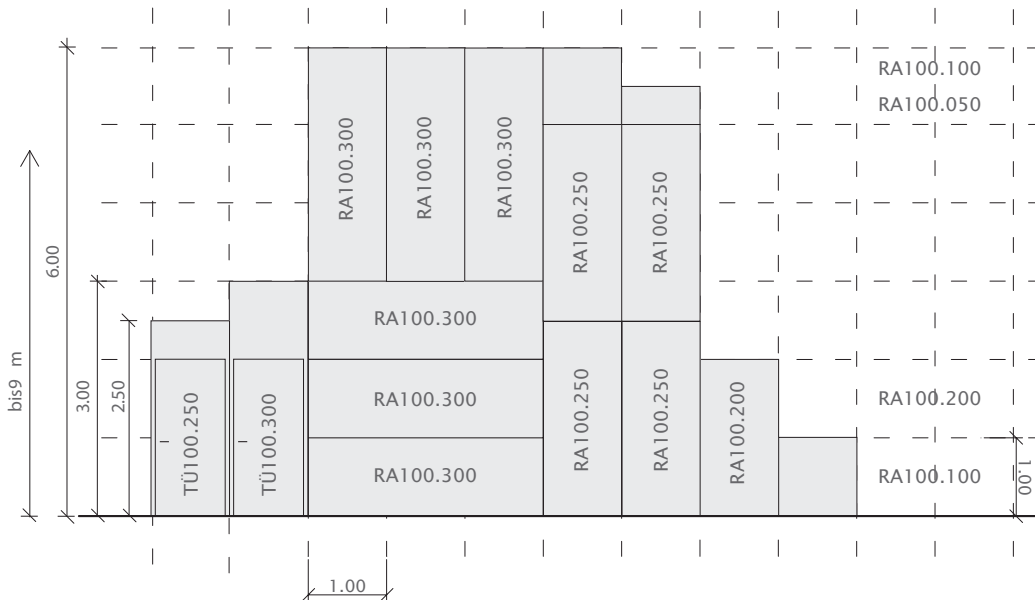
Catalog

February 2014

SpeedWall

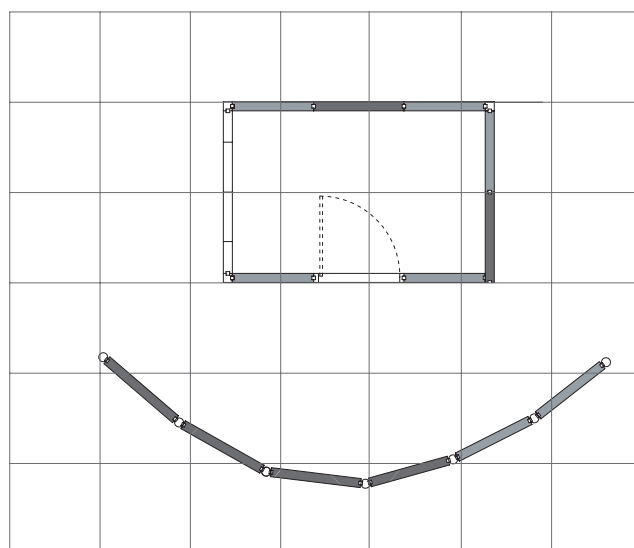
SpeedDimension GmbH
Gretlade 5
31319 Höver, Germany
Tel. +49(0)5132 / 86 87-15
Fax +49(0)5132 / 86 87-44
info@speeddimension.com
www.speeddimension.com

Beispiel für Bauhöhenkombination
Example of overall height combination



Beispiel Grundriss
Layout example

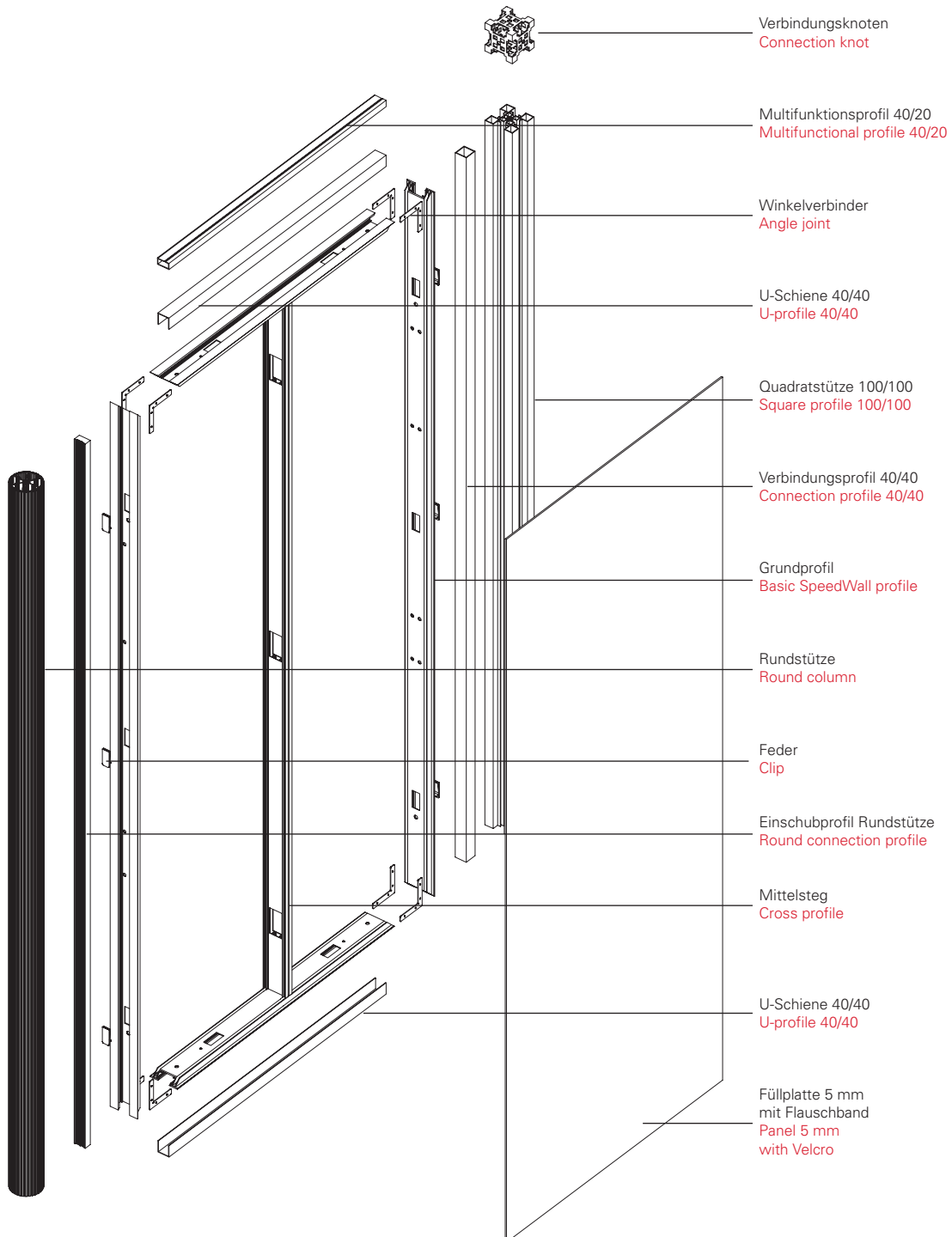
- Quadratstütze
Square column
- Rundstütze
Round column
- Wandelement 1.000 mm
Wall unit 1.000 mm
- Wandelement 900 mm
Wall unit 900 mm
- Wandelement 500 mm
Wall unit 500 mm
- Wandelement 400 mm
Wall unit 400 mm

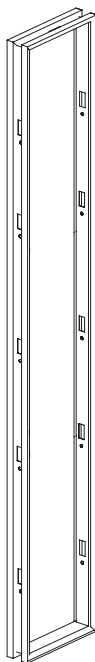


Segmentbau in 11,25°-Schritten
Segments in 11,25°-steps

Segmentabwicklung mit Keilleisten 0° – 180°
Segments with wedge grib from 0° – 180°

Grundrahmen und Zubehör
Basic frame and accessory



Rahmen
FramesWandelement 400/100
Wall Unit 400/100

Breite Width	Höhe Height	Bestell-Nr. Order No.
400 mm	500 mm	RA040.050
400 mm	1.000 mm	RA040.100
400 mm	2.000 mm	RA040.200
400 mm	2.500 mm	RA040.250
400 mm	3.000 mm	RA040.300

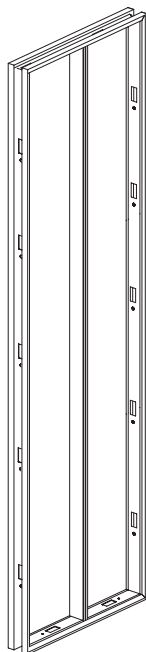
Weitere Maße auf Anfrage. Ohne Zubehör.
Dissentient dimensions on request. Without Accessories.

Wandelement 500/100
Wall Unit 500/100

Breite Width	Höhe Height	Bestell-Nr. Order No.
500 mm	500 mm	RA050.050
500 mm	1.000 mm	RA050.100
500 mm	2.000 mm	RA050.200
500 mm	2.500 mm	RA050.250
500 mm	3.000 mm	RA050.300

Weitere Maße auf Anfrage. Ohne Zubehör.
Dissentient dimensions on request. Without Accessories.

SpeedWall

Rahmen
FramesWandelement 900/100
Wall Unit 900/100

Breite Width	Höhe Height	Bestell-Nr. Order No.
900 mm	500 mm	RA090.050
900 mm	1.000 mm	RA090.100
900 mm	2.000 mm	RA090.200
900 mm	2.500 mm	RA090.250
900 mm	3.000 mm	RA090.300

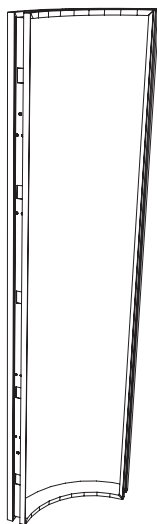
Weitere Maße auf Anfrage. Ohne Zubehör.
Dissentient dimensions on request. Without Accessories.

Wandelement 1.000/100
Wall Unit 1.000/100

Breite Width	Höhe Height	Bestell-Nr. Order No.
1.000 mm	500 mm	RA100.050
1.000 mm	1.000 mm	RA100.100
1.000 mm	2.000 mm	RA100.200
1.000 mm	2.500 mm	RA100.250
1.000 mm	3.000 mm	RA100.300

Weitere Maße auf Anfrage. Ohne Zubehör.
Dissentient dimensions on request. Without Accessories.

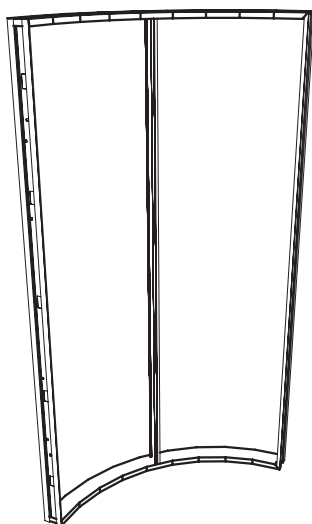
SpeedWall

Rahmen
rund
Frames
curvedSpeedWall rund Radius 500
SpeedWall curved radius 500

Höhe Height	Bestell-Nr. Order No.
500 mm	RAC050.050
1.000 mm	RAC050.100
2.000 mm	RAC050.200
2.500 mm	RAC050.250
3.000 mm	RAC050.300

Aufdopplung für Hartschaumplatte (d=2mm)
Support unit for expanded plastic slab (d=2mm)

Weitere Maße auf Anfrage. Ohne Zubehör.
Dissentient dimensions on request. Without Accessories.

SpeedWall rund Radius 1.000
SpeedWall curved radius 1.000

Höhe Height	Bestell-Nr. Order No.
500 mm	RAC100.050
1.000 mm	RAC100.100
2.000 mm	RAC100.200
2.500 mm	RAC100.250
3.000 mm	RAC100.300

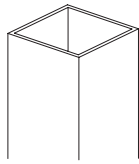
Aufdopplung für Hartschaumplatte (d=3mm)
Support unit for expanded plastic slab (d=2mm)

Weitere Maße auf Anfrage. Ohne Zubehör.
Dissentient dimensions on request. Without Accessories.

SpeedWall

Verbindungsprofil 40/40

Connection profile 40/40



Länge
Length

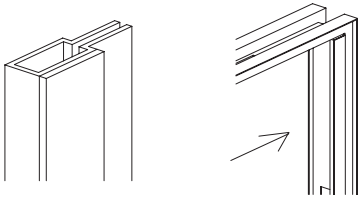
500 mm
1.000 mm
2.000 mm
2.500 mm
3.000 mm

Bestell-Nr.
Order No.

VP040.050
VP040.100
VP040.200
VP040.250
VP040.300

Aluminiumklettleiste für Wandplatten

Velcro-fastening-fillet for panels



Länge
Length

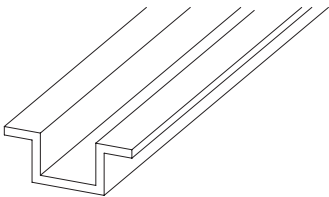
500 mm
1.000 mm
2.000 mm
2.500 mm
3.000 mm

Bestell-Nr.
Order No.

KW040.050
KW040.100
KW040.200
KW040.250
KW040.300

Hut-Profil

Hat-profile



Breite
Width

23 mm
23 mm
23 mm
23 mm

Länge
Length

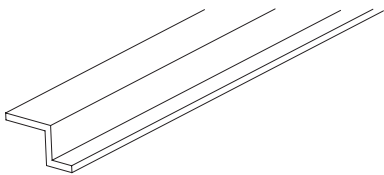
400 mm
500 mm
900 mm
1.000 mm

Bestell-Nr.
Order No.

HP000.040
HP000.050
HP000.090
HP000.100

Z-Profil

Z-profile



Breite
Width

16,5 mm
16,5 mm
16,5 mm
16,5 mm

Länge
Length


400 mm
500 mm
900 mm
1.000 mm

Bestell-Nr.
Order No.

ZP000.040
ZP000.050
ZP000.090
ZP000.100

U-Schiene 40/40

U-profile 40/40



Breite
Width

40 mm
40 mm
40 mm
40 mm

Länge
Length

400 mm
500 mm
900 mm
1.000 mm

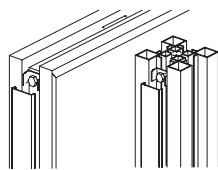
Bestell-Nr.
Order No.

UP040.040
UP040.050
UP040.090
UP040.100

Profile
Profiles

SpeedWall

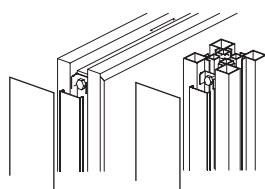
Alle Profile stufenlos bis 6.000 mm auf Anfrage lieferbar.
All profiles available up to 6.000 mm infinitely variable on request.



Abdeckprofil Cover cap profile

Breite Width	Länge Length	Bestell-Nr. Order No.
40 mm	500 mm	AP020.050
40 mm	1.000 mm	AP020.100
40 mm	2.000 mm	AP020.200
40 mm	2.500 mm	AP020.250
40 mm	3.000 mm	AP020.300

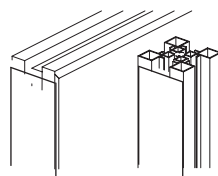
Halterung Abdeckprofil
Clamp cover cap AP000.100



Abschlußblende 100 „Alu EV1“ Cover cap blind

Breite Width	Länge Length	Bestell-Nr. Order No.
100 mm	2.500 mm	AB250.010
100 mm	3.000 mm	AB300.010

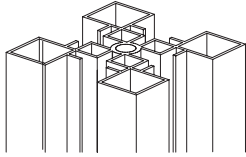
Halterung Abdeckprofil
Clamp cover cap AP000.100



Abschlußblende 100 „Hartschaum“ Cover cap blind

Breite Width	Länge Length	Bestell-Nr. Order No.
100 mm	2.500 mm	AH250.010
100 mm	3.000 mm	AH300.010

M 8 Gewindekanal
Gewicht: 4.483 g/m. Anschluß alle 90°
M 8 thread Weight: 4.483 g/m.
Connection
each 90°

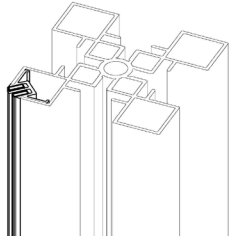


Quadratstütze 100/100 Square profile 100/100

Länge Length	Bestell-Nr. Order No.
500 mm	ST100.050
1.000 mm	ST100.100
2.000 mm	ST100.200
2.500 mm	ST100.250
3.000 mm	ST100.300

Quadratstütze 100/100 Stoff Square profile 100/100 fabric

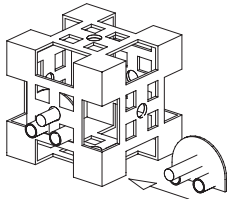
Länge Length	Bestell-Nr. Order No.
1.000 mm	ST100.101
2.000 mm	ST100.201
2.500 mm	ST100.251
3.000 mm	ST100.301



Kopfplatte für Stoffkeder headclamp for fabric welt	ST100.005
--	-----------

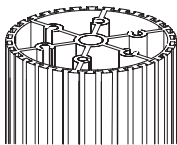
Verbindungsknoten V2A Connection knot V2A

Breite Width	Länge Length	Bestell-Nr. Order No.
100 mm	100 mm	VK100.100
Schraubhalterung Screwclamp		SH020.100



Rundstütze Ø 100 mm Round column Ø 100 mm

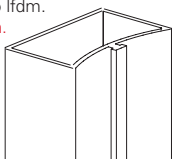
Gewicht:
5.463 g pro lfdm.
Anschluß
alle 11,25°
Weight:
5.463 g p. m.
Connection
each 11,25°



Länge Length	Bestell-Nr. Order No.
1.000 mm	RS100.100
2.000 mm	RS100.200
2.500 mm	RS100.250
3.000 mm	RS100.300

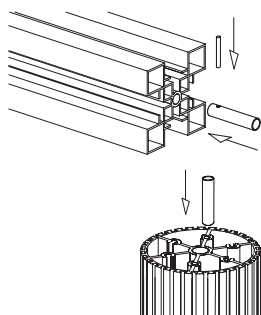
Einschubprofil für Rundstütze Insertion profile for round column

Gewicht: 691 g pro lfdm.
Weight: 691 g p. m.



Länge Length	Bestell-Nr. Order No.
1.000 mm	VR020.100
2.000 mm	VR020.200
2.500 mm	VR020.250
3.000 mm	VR020.300

Alle Profile stufenlos bis 6.000 mm auf Anfrage lieferbar.
All profiles available up to 6.000 mm infinitely variable on request.



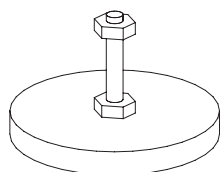
Gewindeträger Thread carrier

Quadratprofil
Square profile
Rundstütze
Round column

Bestell-Nr.
Order No.

TQ000.060

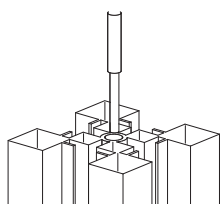
TR000.100



Verstellfuß Ø 100 mm V2A Adjusting foot Ø 100 mm V2A

Bestell-Nr.
Order No.

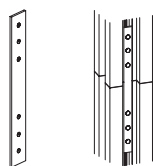
VF000.100



Verbindung Rundstütze/Quadratprofil Connection round column/square profile

Bestell-Nr.
Order No.

SV000.100



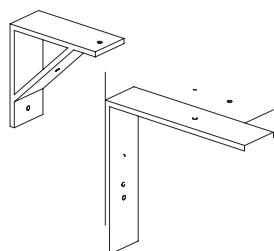
Träger-, Stützenverbinder 180° Truss, column joint 180°

Länge
Length

300 mm

Bestell-Nr.
Order No.

TV000.001



Winkel Angle truss

klein (60/60)
small (60/60)
groß (200/200)
big (200/200)

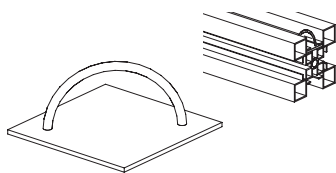
Bestell-Nr.
Order No.

WT050.060

WT050.100

Zubehör Accessories

Speed Wall

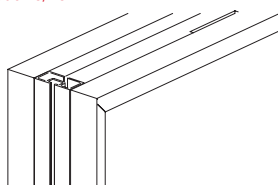


Abhänger für Träger V2A Hanger for truss V2A

Bestell-Nr.
Order No.

KH050.050

Taschenfräsung 40/20
Cut out 40/20



Einschiebepprofil für Wandrahmen Insertion profile for wallframe

Länge
Length

Bestell-Nr.
Order No.

500 mm

AN020.050

1.000 mm

AN020.100

2.000 mm

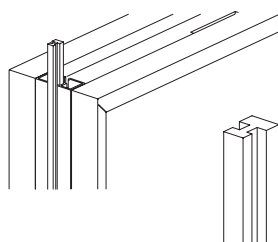
AN020.200

2.500 mm

AN020.250

3.000 mm

AN020.300



Verbindungsprofil Kunststoff Connection-profile plastic

Länge
Length

Bestell-Nr.
Order No.

500 mm

VK000.050

1.000 mm

VK000.100

2.000 mm

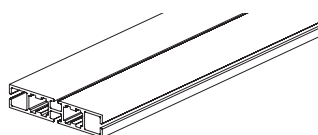
VK000.200

2.500 mm

VK000.250

3.000 mm

VK000.300



Zargenprofil 20/100 mm Frame-part-profile 20/100 mm

Länge
Length

Bestell-Nr.
Order No.

500 mm

ZP100.050

1.000 mm

ZP100.100

2.000 mm

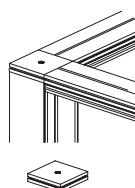
ZP100.200

2.500 mm

ZP100.250

3.000 mm

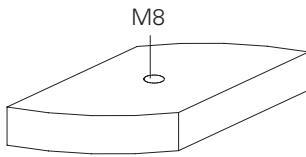
ZP100.300



Rechteckanschluss für Zargenprofil Rectangle connection to frame-part-profile

Bestell-Nr.
Order No.

ZP100.110

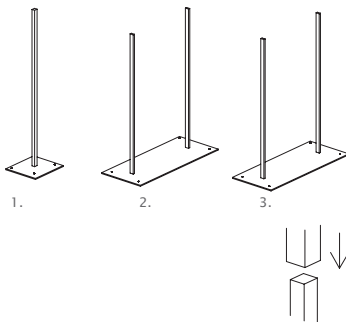


Nutenstein für Befestigungskanal Slot nut for profile channel

Bestell-Nr.
Order No.

HM100.010

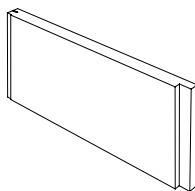
StahlfüÙe mit Bohrungen für die Befestigung freistehender Wände.
Steel feet with drill holes for fixation of free standing walls.



StahlfüÙe SpeedWall d=10mm Steel feet SpeedWall

Form Form	Länge Length	Bestell-Nr. Order No.
heavy 1	1.450 mm	SF001.150
heavy 2	1.200 mm	SF002.150
light 3	1.200 mm	SF003.150

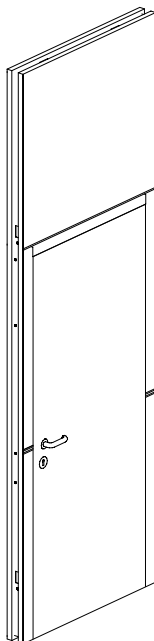
Bodenplatte nach RAL lackiert
steel plate painted



zweiteilig zur Befestigung von LCD Screens o.ä.
two-piece for mounting LCD screens, etc.

Verstärkungsplatte Reinforcing Plate

Länge Length	Bestell-Nr. Order No.
900 mm	ZU000.001
1.000 mm	ZU000.002



Systemtür: Zarge, inkl. Oberlicht
System door: door case, incl. toplight

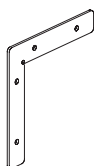
Breite Width	Länge Length	Bestell-Nr. Order No.
1.000 mm	2.500 mm	ZT100.250
1.000 mm	3.000 mm	ZT100.300

Systemtür: Türblatt inkl. Garnitur
System door: door leaf incl. door handle

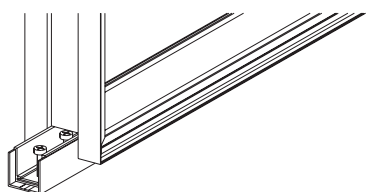
	Bestell-Nr. Order No.
Holztür weiß DIN 86 Wooden door white DIN 86	TR000.086
Glastür Glass door	TR000.186
Türanschlag an Quadratstütze Door hinge on square profile	TN000.190

Zubehör
AccessoriesFeder
Clip

Breite Width	Länge Length	Bestell-Nr. Order No.
25 mm	40 mm	FE000.001

Winkelverbinder für Grundprofil
Angle joint for basic profile

Breite Width	Länge Length	Bestell-Nr. Order No.
100 mm	100 mm	WI000.010

Stellfuß
Adjusting foot

Breite Width	Länge Length	Bestell-Nr. Order No.
40 mm	330 mm	FP000.030
40 mm	770 mm	FP000.031

SpeedWall

Grafik-Füllplatten

Graphic Panels

SpeedWall

Inkl. Kaschierung auf vorhandene Füllplatte
Incl. Lamination




4c Digitaldruck auf Folie 4c digital foil print

Bestell-Nr.
Order No.

DR000.001

4c Digitaldruck auf Stretch Stoff
4c digitalprint on stretch fabric



SpeedWall Stretch Stoff SpeedWall stretch fabric

Bestell-Nr.
Order No.

bedruckt

printed

DR000.004

unbedruckt

blank

DR000.002

Blockout (einweg)

Blockout (nonreturnable)

DR000.006

Blockout mit Flauschband

Blockout with Velcro tape

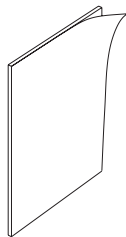
DR000.005

bedruckt auf Blockout

printed on Blockout

DR000.007

Folienkaschierung auf vorhandene Füllplatte
Lamination on existing graphic panel

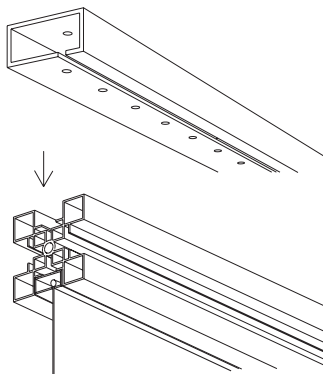


Folienkaschierung Foil lamination

Bestell-Nr.
Order No.

DR000.003

Zur Befestigung von Drucken
For fixing digitalprinting



Multifunktionsprofil 40/20 Multifunctional extrusion 40/20

Länge
Length

Bestell-Nr.
Order No.

500 mm

AN021.050

1.000 mm

AN021.100

2.000 mm

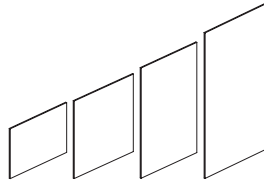
AN021.200

2.500 mm

AN021.250

3.000 mm

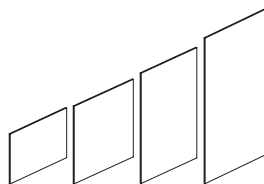
AN021.300



5 mm, weiß
5 mm, white

Füllplatten Hartschaumplatte B1 400 Panels expanded plastic slab B1 400

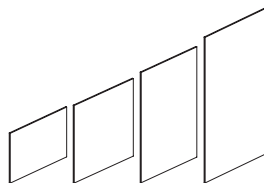
Für Rahmen For frame	Maße Measure	Bestell-Nr. Order No.
400 x 500	395 x 495 mm	PL040.050
400 x 1.000	395 x 995 mm	PL040.100
400 x 2.000	395 x 1.995 mm	PL040.200
400 x 2.500	395 x 2.495 mm	PL040.250
400 x 3.000	395 x 2.995 mm	PL040.300



5 mm, weiß
5 mm, white

Füllplatten Hartschaumplatte B1 500 Panels expanded plastic slab B1 500

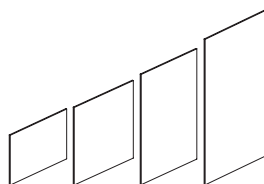
Für Rahmen For frame	Maße Measure	Bestell-Nr. Order No.
500 x 500	495 x 495 mm	PL050.050
500 x 1.000	495 x 995 mm	PL050.100
500 x 2.000	495 x 1.995 mm	PL050.200
500 x 2.500	495 x 2.495 mm	PL050.250
500 x 3.000	495 x 2.995 mm	PL050.300



5 mm, weiß
5 mm, white

Füllplatten Hartschaumplatte B1 900 Panels expanded plastic slab B1 900

Für Rahmen For frame	Maße Measure	Bestell-Nr. Order No.
900 x 500	895 x 495 mm	PL090.050
900 x 1.000	895 x 995 mm	PL090.100
900 x 2.000	895 x 1.995 mm	PL090.200
900 x 2.500	895 x 2.495 mm	PL090.250
900 x 3.000	895 x 2.995 mm	PL090.300



5 mm, weiß
5 mm, white

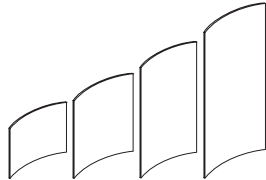
Füllplatten Hartschaumplatte B1 1.000 Panels expanded plastic slab B1 1.000

Für Rahmen For frame	Maße Measure	Bestell-Nr. Order No.
1.000 x 500	995 x 495 mm	PL100.050
1.000 x 1.000	995 x 995 mm	PL100.100
1.000 x 2.000	995 x 1.995 mm	PL100.200
1.000 x 2.500	995 x 2.495 mm	PL100.250
1.000 x 3.000	995 x 2.995 mm	PL100.300

Füllplatten
Plates

SpeedWall


Füllplatten rund Plates curved



Hartschaumplatte B1 (d=2mm)
expanded plastic slab B1 (d=2mm)

Füllplatten für SpeedWall rund Radius 500 Panels for SpeedWall curved radius 500

Maße Measure	Bestell-Nr. Order No.
780 x 495 mm	PLC050.050
780 x 995 mm	PLC050.100
780 x 1.995 mm	PLC050.200
780 x 2.495 mm	PLC050.250
780 x 2.995 mm	PLC050.300

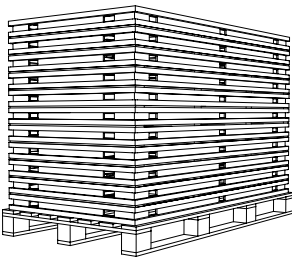


Hartschaumplatte B1 (d=3mm)
expanded plastic slab B1 (d=3mm)

Füllplatten für SpeedWall rund Radius 1.000 Panels for SpeedWall curved radius 1.000

Maße Measure	Bestell-Nr. Order No.
1.565 x 495 mm	PLC100.050
1.565 x 995 mm	PLC100.100
1.565 x 1.995 mm	PLC100.200
1.565 x 2.495 mm	PLC100.250
1.565 x 2.995 mm	PLC100.300

SpeedWall



Für 17 Rahmen
For 17 frames

SpeedWall Palette SpeedWall palett

Länge
Length

2.000 mm
2.500 mm
3.000 mm

Bestell-Nr.
Order No.

ZU000.006
ZU000.007
ZU000.008

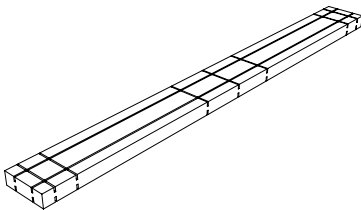


6 Stück pro Rahmen
6 pcs per frame

SpeedWall Stapelecken SpeedWall pile corner

Bestell-Nr.
Order No.

ZU000.014



3 Stück pro Rahmen
3 per frame

Stapelleisten für Rahmen Frame Slat

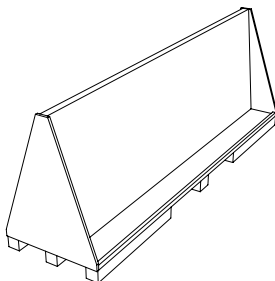
Bestell-Nr.
Order No.

Stapelleiste Multiplex genutet
Chipboard grooved

ZU000.009

Stapelleiste Multiplex ungenutet
Chipboard ungrooved

ZU000.010



Für bis zu 60 Füllplatten
For up to 60 panels

Plattenbock Panel palett

Länge
Length

2.000 mm
2.500 mm
3.000 mm

Bestell-Nr.
Order No.

ZU000.003
ZU000.004
ZU000.005